



HEAR OUR VOICES

The Speaker's Network Curriculum



MARIELA ADAMS, M.S. - MADAMS@WIHD.ORG
NICHOLE HASTINGS, B.S. - NHASTINGS@WIHD.ORG



Meet The Team



Mariela Adams, M.S.
Program Manager



Nichole Hastings, B.S.
Self-Advocacy Coordinator



Our Mission

To empower self-advocates with the professional skills needed to share their lived experience in a way that reflects their advocacy goals and empowers them to create impact while respecting their individuality and personal boundaries.



Our Methodology: Deconstructing a presentation.

**Presentation skills
coaching sessions.**

**Individual style
and tone.**

**Individual
interest**



Our curriculum delivery options.



10 SESSIONS DELIVERED REMOTELY.



4 HOUR SESSION - IN PERSON







1 HOUR PRESENTATION TO PROFESSIONALS.



PRESENTATIONS BY OUR SPEAKERS.


Our Content

Foundational skills

-  **Finding your tone and personality as a public speaker.**
-  **Finding your topic as a public speaker.**
-  **Structuring a presentation.**
-  **Choosing a presentation type that fits your message.**

Our Content

Delivery skills

 **Creating impact with your opening and closing statements.**

 **The art of Storytelling.**




 **Setting yourself for success on presentation day.**

 **Panel participation strategies.**



Our Content

Long-term skill building.

-  **Creating your public speaking career**
-  **Crafting your introductory outreach email.**
-  **Taking charge of your public speaking career.**

What makes a good format for a presentation?



What helps?



What hurts?

Discovering your style



Pictures



Bullet points
on each page.

The Art of Storytelling

Beginning	Middle	End
Mirroring	Obstacles	Reflection
Emotion	Tension	Insight
Intriguing	Mystery	Connection
A hook	Imagery	Unique perspective

Our Facilitation Design.



“Nothing about us without us”



Active Learning



Building a community of role models.



Learning from relevant experts.

“Nothing about us without us”

- Self-Advocates are part of the curriculum development team.
- Self-Advocates are part of the facilitation team.
- Use of plain language in the content development.
- Use of plain language in the session delivery.

Active Learning

- **Classes are designed with 15 minutes of instructional time and 45 minutes of group activity.**
- **Participants are recruited with an understanding that active engagement is expected in the course.**
- **Our goal is to have group discussions with back and forth between the students.**
- **Emphasis on role plays, like a mock panel.**

Building a community of role models.

- We incorporate self-advocates guest speakers in as many sessions as possible.
- We want to encourage Peer to Peer Learning.
- We want participants to meet self-advocates that are building a public speaking career.

Learning from relevant experts.

- Using examples for class discussion of famous speakers with disabilities.
- We use TedTalks from speakers with disabilities to help participants develop their own style and tone as a speaker.

Public Speaking as a lifelong journey.

- »»» We emphasize growth and not perfection.
- »»» We support them individually throughout the ten week course.
- »»» We support self-advocates by finding public speaking opportunities for them.
- »»» We provide ongoing feedback on their skills.

Closing thoughts



We want to invite self-advocates to the decision making table and give them the skills they need to do so in a way that reflects their best self.



Sharing the individual journey should feel empowering.



Developing insights and reflections about the lived experience is an important part to a student's self advocacy journey.



The perspective of the lived experience is the most impactful one.

Thank you!



Mariela Adams, M.S.
Program Manager



Nichole Hastings, B.S.
Self-Advocacy Coordinator



MARIELA ADAMS, M.S. - MADAMS@WIHD.ORG
NICHOLE HASTINGS, B.S. - NHASTINGS@WIHD.ORG

